

Pre-Placement Checklist

ikon | Placement Preparation

One (1) week BEFORE your placement, start your preparation:

Check Confirmation Email

The placement team will send you an email to confirm your placement with host contact details. If you have not received this email, **please contact us ASAP.**

Contact the Service

You must contact the service to confirm the following:

- Start day/date and time:
- Contact person:
- Contact person details (in case you are delayed):
- What you need to take with you for your first day:

Read the Student Handbook (LINK)

Print off document from Canvas (Early Childhood Education Only) (Link)

- Student Placement Agreement

Gather your Mandatory Documentation (electronic and/or hard copy)






- WWCC
- National Police Check
- National Mandatory Child Safe Training Certificate (ECE Only)

Print off your Educator Philosophy (Early Childhood Education Only)

This will be required by your host to share with staff members and families.

Select your outfit/uniform

Reflect on the impression you would like to make on your first day:

-  Positive
-  Curious
-  Motivated
-  Helpful
-  Enthusiastic
-  Engaged